

SPEED QUEEN | PROFESSIONAL

Compact Washer & Dryer



SC70, SC90

Washer-extractors features

- Titanium grey cabinet
- Stainless steel drum and tub
- Easy to use timer with color Display
- Available in 25 languages
- Up to 50 programs (including Mop & Medical programs)
- 3 Soap compartments
- Matching dryer available – space saving when placed on top
- Available with pump or drain valve
- Marine voltages available (SC70)

DAMV7, DAMC7, DAM7 HP, DAMV9

Dryers features

- Titanium grey cabinet
- Reversing drum
- Stainless steel drum
- Large door opening (Ø 45 cm)
- Available in 25 languages
- Easy to use timer with color Display
- Available with vent heating (DAMV7 & DAMV9), condenser unit (DAMC7) or heat pump heating (DAM7 HP)
- Marine voltages available (DAMV7)



Electronic Controls



Best Warranty



Exceptional Efficiency




Lasts Longer



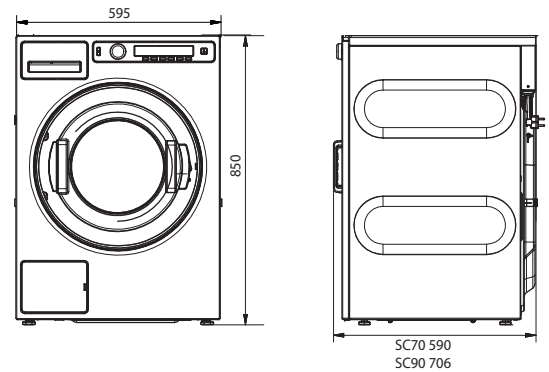
Washer-extractor

Specifications

SC70 / SC90								
	MARKET	VOLTAGE*	CONTROL LOCATION	COLOR	BASKET	DRAIN	CAPACITY	
	PFC070WN0H5N2EP	Europe CE	440V/60hz	Front control	Grey	Stainless	Pump	7kg
	PFC070WN0HUN2EG	Europe CE	380-415V/50hz/3+n ¹	Front control	Grey	Stainless	Valve	7kg
	PFC070WN0HUN2EP	Europe CE	380-415V/50hz/3+n ¹	Front control	Grey	Stainless	Pump	7kg
	PFC070WN0HZN2EP	Europe CE	208-240V/60hz/1Ph	Front control	Grey	Stainless	Pump	7kg
	PFC090WN0HUN2EP	Europe CE	380-415V/50hz/3+n ¹	Front control	Grey	Stainless	Pump	9kg
	PFC090WN0HUN2EG	Europe CE	380-415V/50hz/3+n ¹	Front control	Grey	Stainless	Valve	9kg

¹ Rewirable to 208-240V/50hz/1Ph and 230/50hz/1Ph/16A

TYPE		SC70	SC90
DRUM VOLUME	l	60	80
CAPACITY 1:9	kg/lb	7/15	9/20
CAPACITY 1:10	kg/lb	6/13	8/18
DRUM DIAMETER	mm	Ø 480	
EXTRACTION SPEED	rpm	1400	
G-FACTOR		530	
Residual moisture	%	49	49
Sound (wash, spin) 1400rpm	dB(A)	61-76	<72
ELECTRICAL CONNECTION		With drainpump: 208-240V/60/1 380-415V/50/3Ph+N* 440V/60/2Ph-N	400V/50hz/3ph
ELECTRICAL HEATING	kW	3,0 (4,4 Marine)	4,4
CIRCUIT BREAKER		230V-16A/400V-10A	400V-10A
WATER CONNECTION	inch	3/4"	3/4"
DRAIN		Pump Standard, Drain valve available	Pump Standard, Drain valve available
DIMENSIONS			
H×W×D	mm	850x595x590	850x595x706
Net weight	kg	Pump:76,5 Valve: 77,0	Pump: 92,0 Valve: 92,5
TRANSPORT DATA			
Volume (packed)	m ³	0,39	0,46
Packed H×W×D	mm	920x640x661	920x640x776
Gross weight	kg	Pump:79,7 Valve: 80,2	Pump: 95,4 Valve: 95,9




* Available with drain valve



Dryer

Specifications

DAMV7 vent - DAMC7 condenser - DAM7 HP Heat Pump - DAMV9 vent

	COMMERCIAL NAME	MARKET	HEATING	VOLTAGE	CONTROL LOCATION	COLOR	BASKET	DOOR	CAPACITY	
	PDC115WN0S5N2EV	DAMV7	Europe CE	Vent	440V/60hz	Front control	Grey	Stainless	Solid	7kg
	PDC115WN0SCN2HH	DAM7 HP	Europe CE	HP	208-240/50/1	Front control	Grey	Stainless	Solid	7kg
	PDC115WN0SUN2EC	DAMC7	Europe CE	Condens	380-415/50/3+n	Front control	Grey	Stainless	Solid	7kg
	PDC115WN0SUN2EV	DAMV7	Europe CE	Vent	380-415/50/3+n	Front control	Grey	Stainless	Solid	7kg
	PDC115WN0SZN2EV	DAMV7	Europe CE	Vent	208-240/60/1	Front control	Grey	Stainless	Solid	7kg
	PDC145WN0SUN2EV	DAMV9	Europe CE	Vent	380-415/50/3+n	Front control	Grey	Stainless	Solid	9kg

TYPE		DAMV7 vent	DAMC7 condenser	DAM7HP Heat Pump	DAMV9 Vent
CONTROL TYPE		Electronic Display			
DRUM VOLUME	l		117		145
CAPACITY 1:18	kg/lb		7/14		8/18
CAPACITY 1:22	kg/lb		5/12		7/15
DIMENSIONS DRUM	mm	Ø 571x476			
ELECTRICAL CONNECTION		208-240V/60/1 380-415V/50/3Ph+N 440V/60/2Ph-N	380-415/50/3Ph+N	208-240V/50/1Ph	380-415/50/3+n 230V/50Hz/1ph
ELECTRICAL HEATING	kW	3	2,5	0,9	4,4
CIRCUIT BREAKER		230V-16A 400V-10A		230V-10A	400V-16A
AIRFLOW	m3/h	245	123	internal	
AIR EVACUATION	mm	100	-	-	
DIMENSIONS H×W×D	mm	850x595x654			850x595x769
Net weight	kg	40	45	57	43,6
TRANSPORT DATA					
Volume (packed)	m3	0,43			0,49
Packed H×W×D	mm	920x640x723			920x640x838
Gross weight	kg	44,4	49,4	61,4	48,2

